














Cue Card for *Fix-It* Strategies (Self-Checking)

 cue card for students

Name: _____		Date: _____
<i>Fix-It</i> Strategies 		
If I do not understand what I read, I can:		✓
	Go back and reread a section that is confusing.	
	Read ahead to see if it makes sense.	
	Change my speed - read a little slower.	
	Create a picture in my mind about what is occurring.	
	Make a link with what I already know.	
	Ask myself the questions: <i>who?</i> , <i>what?</i> , <i>where?</i> , <i>when?</i> , <i>why?</i> , <i>what-if?</i> , <i>what will happen?</i> , and <i>how?</i>	
	Highlight any unknown words, and then use a dictionary to find their meanings.	
	Use any pictures in the text.	
	Use a frame and record the information to see if any patterns emerge.	
	Speak about what I have already read. Have a conversation with another student about my reading.	
	Ask a teacher or another student for help.	